

Please check the examination details below before entering your candidate information

Candidate surname		Other names	
Centre Number		Candidate Number	
Pearson Edexcel Level 1/Level 2 GCSE (9–1)		<div style="display: flex; justify-content: space-around;"> <div style="border: 1px solid black; width: 20px; height: 20px;"></div> <div style="border: 1px solid black; width: 20px; height: 20px;"></div> <div style="border: 1px solid black; width: 20px; height: 20px;"></div> <div style="border: 1px solid black; width: 20px; height: 20px;"></div> <div style="border: 1px solid black; width: 20px; height: 20px;"></div> </div> <div style="display: flex; justify-content: space-around;"> <div style="border: 1px solid black; width: 20px; height: 20px;"></div> <div style="border: 1px solid black; width: 20px; height: 20px;"></div> <div style="border: 1px solid black; width: 20px; height: 20px;"></div> <div style="border: 1px solid black; width: 20px; height: 20px;"></div> </div>	
Wednesday 12 June 2019			
Morning (Time: 1 hour 10 minutes)		Paper Reference 1SC0/2CF	
Combined Science Paper 5: Chemistry 2 <div style="text-align: right;">Foundation Tier</div>			
You must have: Calculator, ruler			Total Marks

Instructions

- Use **black** ink or ball-point pen.
- **Fill in the boxes** at the top of this page with your name, centre number and candidate number.
- Answer **all** questions.
- Answer the questions in the spaces provided
– *there may be more space than you need.*
- Calculators may be used.
- Any diagrams may NOT be accurately drawn, unless otherwise indicated.
- You must **show all your working out** with **your answer clearly identified** at the **end of your solution**.

Information

- The total mark for this paper is 60.
- The marks for **each** question are shown in brackets
– *use this as a guide as to how much time to spend on each question.*
- In questions marked with an **asterisk (*)**, marks will be awarded for your ability to structure your answer logically showing how the points that you make are related or follow on from each other where appropriate.
- A periodic table is printed on the back cover of this paper.

Advice

- Read each question carefully before you start to answer it.
- Try to answer every question.
- Check your answers if you have time at the end.

Turn over ►

R60246A

©2019 Pearson Education Ltd.

1/1/1/

Answer ALL questions. Write your answers in the spaces provided.

Some questions must be answered with a cross in a box ☐. If you change your mind about an answer, put a line through the box ☒ and then mark your new answer with a cross ☐.

- 1 (a) Plants release oxygen into the atmosphere.

What is the name of the process that releases oxygen into the atmosphere?

(1)

- ☐ A combustion
☐ B oxidation
☐ C photosynthesis
☐ D polymerisation

- (b) The atmosphere contains 21% of oxygen.

- (i) Figure 1 shows an incomplete bar chart of the main gases in the atmosphere.

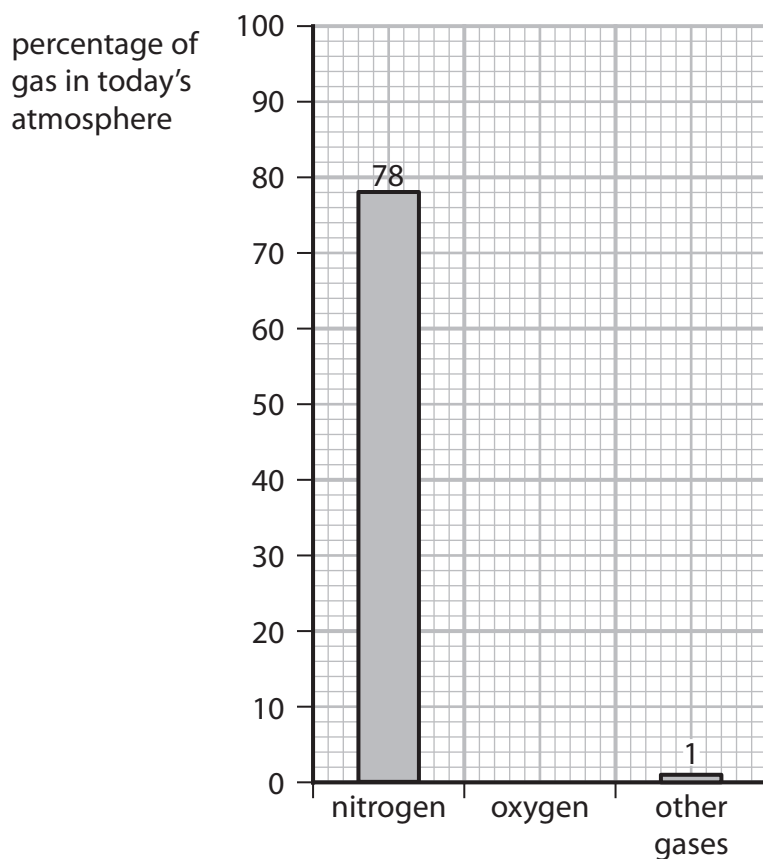


Figure 1

Complete the bar chart by showing the percentage of oxygen in the atmosphere.

(1)

DO NOT WRITE IN THIS AREA

DO NOT WRITE IN THIS AREA

DO NOT WRITE IN THIS AREA

(ii) Calculate the volume of oxygen present in 300 cm^3 of air.

(volumes are measured under the same conditions of temperature and pressure)

(2)

(c) An atom of an element has an atomic number and a mass number.

Draw one straight line from each of these to the numbers of subatomic particles it shows to be present in an atom.

(2)

number of subatomic particles in an atom

atomic number ●

mass number ●

● number of protons

● number of neutrons

● total number of protons and electrons

● total number of protons and neutrons

● total number of protons, neutrons and electrons

(d) Which test shows a gas is oxygen?

(1)

- ☐ A a few drops of limewater will turn cloudy when shaken with the gas
- ☐ B a glowing splint will relight when placed in the gas
- ☐ C a lighted splint placed in the gas will cause a pop
- ☐ D a piece of damp red litmus paper will turn blue when placed in the gas

(Total for Question 1 = 7 marks)

2 (a) Complete the following sentences.

(i) The name given to group 7 in the periodic table is

(1)

(ii) The name given to group 0 in the periodic table is

(1)

(b) Which of the following rows gives the colours of the group 7 elements chlorine and bromine at room temperature?

(1)

	chlorine	bromine
<input type="checkbox"/> A	red-brown	purple
<input type="checkbox"/> B	yellow-green	grey
<input type="checkbox"/> C	yellow-green	red-brown
<input type="checkbox"/> D	grey	red-brown

(c) Figure 2 shows the melting and boiling points of bromine and iodine.

element	melting point in °C	boiling point in °C
bromine	-7	59
iodine	114	184

Figure 2

Using the information in Figure 2, which row shows the physical states of these elements at 50 °C?

(1)

	bromine	iodine
<input type="checkbox"/> A	liquid	gas
<input type="checkbox"/> B	solid	liquid
<input type="checkbox"/> C	gas	solid
<input type="checkbox"/> D	liquid	solid

(d) The densities of some elements in group 0 are shown in Figure 3.

name	density in g cm^{-3}
helium	0.15
neon	1.2
argon	1.4
krypton	
xenon	3.5

Figure 3

Use the information in Figure 3 to suggest the density of krypton.

(1)

(e) For many years, argon was used to fill filament light bulbs.

A filament light bulb is shown in Figure 4.

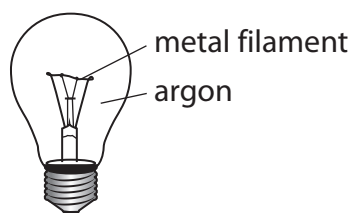


Figure 4

When the bulb is in use the metal filament becomes extremely hot.

Explain why argon, rather than air, was used to fill filament light bulbs.

(2)

(Total for Question 2 = 7 marks)

- 3 A student poured 50 cm^3 water into a beaker and measured the water's temperature.

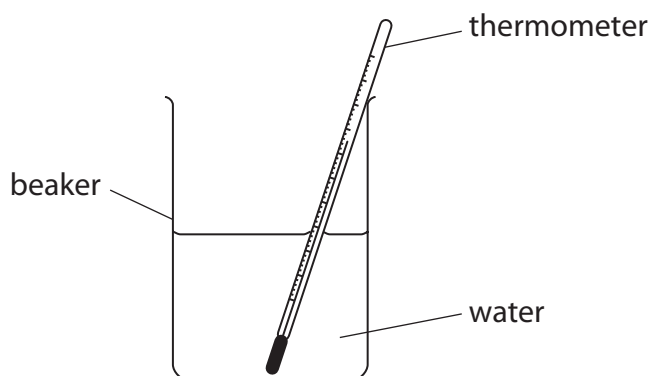


Figure 5

The student added 1.00 g calcium chloride to the water, stirred the mixture and then recorded the temperature.

- (a) Give the name of the apparatus that could be used to measure 1.00 g of calcium chloride.

(1)

- (b) The student's results were

temperature of water at start	= $21\text{ }^{\circ}\text{C}$
temperature of mixture after stirring	= $32\text{ }^{\circ}\text{C}$

Explain, using these results, the type of heat energy change that occurs when calcium chloride dissolves in water.

(2)

(c) Calcium chloride is hazardous to health.

- (i) Which hazard symbol would be expected to be seen on a container of calcium chloride?

(1)



A



B



C



D



- (ii) Give a safety precaution that the student should take during the experiment.

(1)

- (d) State **one** way in which the apparatus could be changed to reduce the amount of heat energy lost during the experiment.

(1)

(e) The concentration of a calcium chloride solution is 12 g dm^{-3} .

Calculate the volume of this solution, in cm^3 , that contains 9.0 g of calcium chloride.

You must show your working.

(3)

(Total for Question 3 = 9 marks)

DO NOT WRITE IN THIS AREA

DO NOT WRITE IN THIS AREA

DO NOT WRITE IN THIS AREA

BLANK PAGE

4 The word equation for the reaction between magnesium and dilute hydrochloric acid is



The reaction was carried out using the apparatus shown in Figure 6.

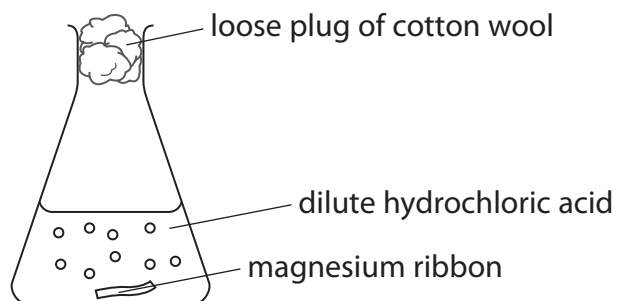


Figure 6

A strip of magnesium ribbon was placed in the conical flask.
100 cm³ of dilute hydrochloric acid was added to the conical flask.

The mass of the flask and contents was measured at regular intervals.

The loss in mass was calculated.

Figure 7 shows a graph of the results.

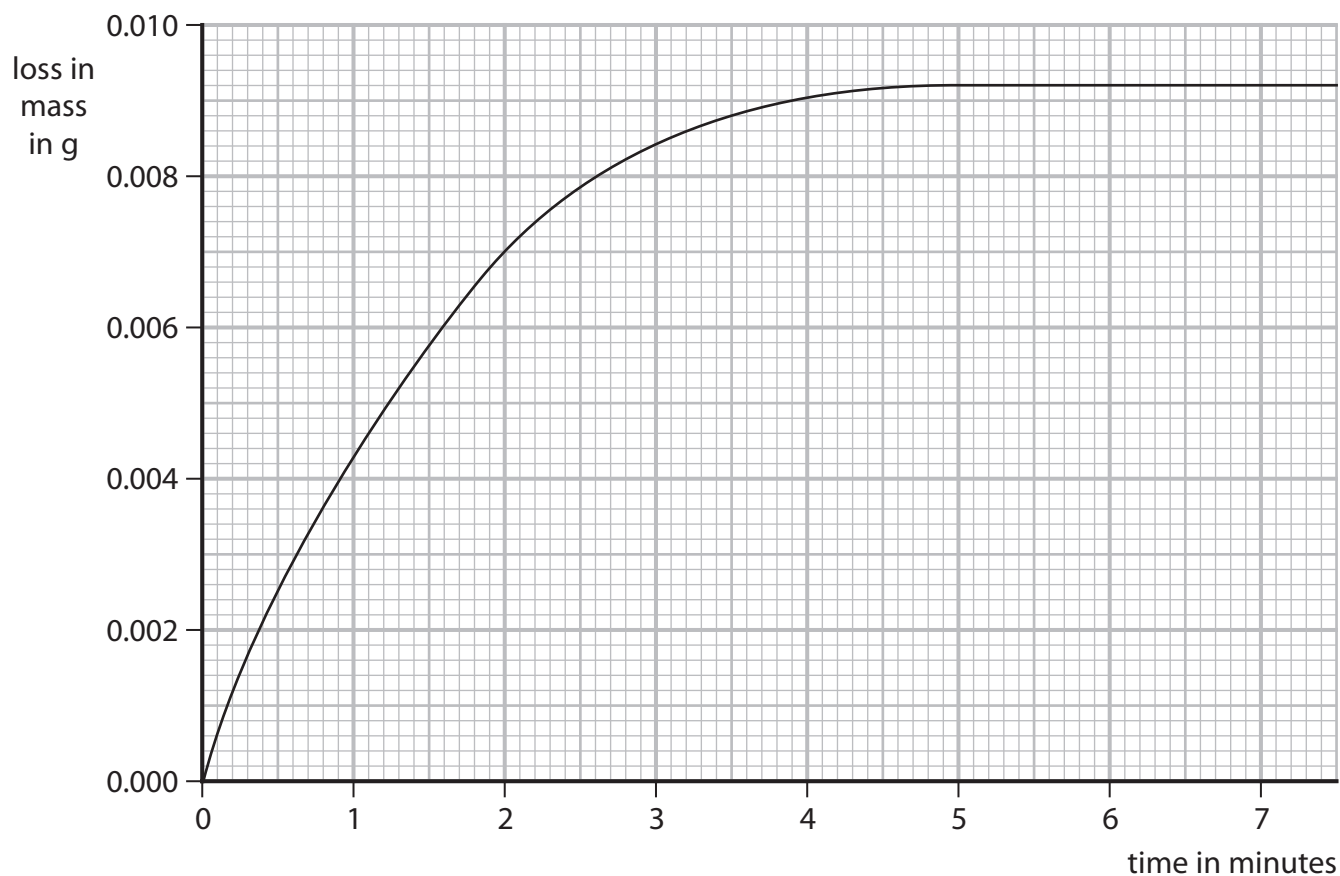


Figure 7

(a) Name the apparatus that could be used to measure out 100 cm^3 of dilute hydrochloric acid. (1)

(b) Explain why there is a loss in mass of the flask and contents. (2)

(c) The graph shows that the rate of reaction slows as the reaction takes place.

Explain, in terms of particles, why the rate of reaction between magnesium ribbon and dilute hydrochloric acid slows as the reaction takes place.

(3)

(d) The experiment was repeated using the acid at a higher temperature.
All other conditions were kept the same.

State the effect of the higher temperature on the mass loss after two minutes.

(1)

(e) The original experiment was repeated using the same mass of magnesium powder instead of the magnesium ribbon.
All other conditions were kept the same.

Sketch, on the graph in Figure 7, the line you would expect for this experiment.

(2)

(f) Some reactions are affected by the presence of a catalyst.

(i) State the effect of a catalyst on a reaction.

(1)

(ii) Devise a simple experiment to find out what happens to the mass of a solid catalyst during a reaction.

(3)

(Total for Question 4 = 13 marks)

DO NOT WRITE IN THIS AREA

DO NOT WRITE IN THIS AREA

DO NOT WRITE IN THIS AREA

BLANK PAGE

5 Most of the fuels used today are obtained from crude oil.

(a) Which statement about crude oil is correct?

(1)

- ☐ A crude oil is a compound of different hydrocarbons
- ☐ B crude oil is a mixture of hydrocarbons
- ☐ C crude oil contains different hydrocarbons, all with the same molecular formula
- ☐ D crude oil is an unlimited supply of hydrocarbons

(b) Crude oil is separated into several fractions by fractional distillation.
Two of these fractions are kerosene and diesel oil.

(i) State a use for each of these fractions.

(2)

kerosene

diesel oil

(ii) Figure 8 shows where the fractions kerosene and diesel oil are produced in the fractionating column.

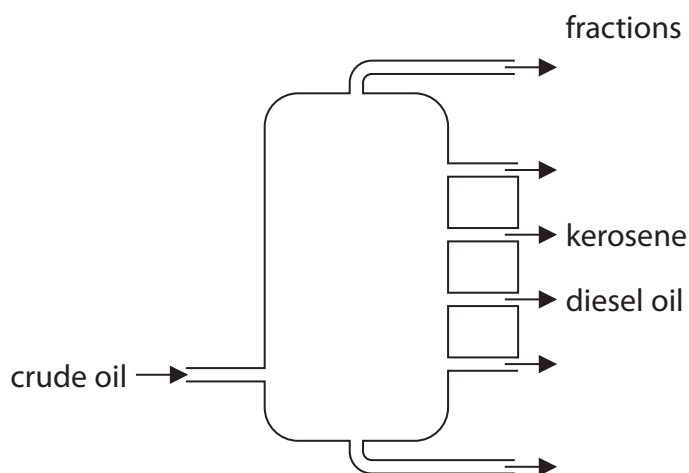


Figure 8

Kerosene is obtained higher up the column than diesel oil.
Kerosene and diesel oil fractions have slightly different properties.

Choose a property.

State how this property for kerosene compares with the property for diesel oil.

(1)

property

comparison

- (c) Figure 9 shows the formulae of a molecule of butane and of a molecule of pentane. Butane and pentane are neighbouring members of the same homologous series.

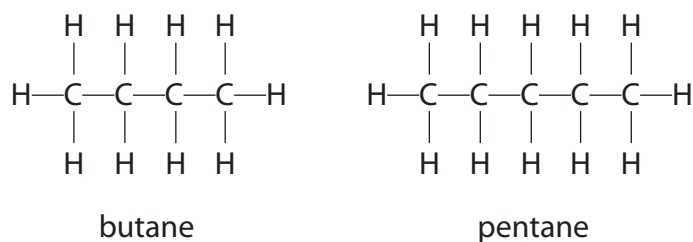


Figure 9

- (i) Explain, using these formulae, why butane and pentane are neighbouring members of the same homologous series.

(2)

- (ii) Butane has the formula C_4H_{10} .

Calculate the mass of carbon in 100 g of butane.

Give your answer to three significant figures.

(relative atomic masses: $\text{H} = 1.00$, $\text{C} = 12.0$;
relative formula mass: $\text{C}_4\text{H}_{10} = 58.0$)

You must show your working.

(3)

- (iii) Butane burns completely in air to form carbon dioxide and water.

Write the word equation for this reaction.

(2)

(Total for Question 5 = 11 marks)

DO NOT WRITE IN THIS AREA

DO NOT WRITE IN THIS AREA

DO NOT WRITE IN THIS AREA

BLANK PAGE

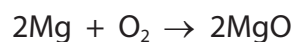
- 6 (a) An aluminium atom has the atomic number 13 and the mass number 27.

Which row shows the numbers of subatomic particles present in an aluminium ion, Al^{3+} ?

(1)

	protons	neutrons	electrons
<input type="checkbox"/> A	13	14	13
<input type="checkbox"/> B	13	14	10
<input type="checkbox"/> C	14	13	10
<input type="checkbox"/> D	14	13	17

- (b) Magnesium burns in excess oxygen to form magnesium oxide.
The balanced equation for this reaction is



Starting with 1.35 g of magnesium, calculate the maximum mass of magnesium oxide that could be formed in this reaction.

(relative atomic masses: O = 16.0, Mg = 24.0)

You must show your working.

(3)

- (c) Chlorine reacts with hydrogen to form hydrogen chloride.

Write the balanced equation for this reaction.

(3)

*(d) Sodium chloride is an ionic compound, containing sodium ions, Na^+ , and chloride ions, Cl^- .

Figure 10 shows the electronic configuration of sodium and chlorine.

	electron configuration
sodium	2.8.1
chlorine	2.8.7

Figure 10

Explain how sodium and chlorine atoms form the ions in sodium chloride and how the ions are arranged in the solid sodium chloride.

You may wish to use diagrams in your answer.

(6)

DO NOT WRITE IN THIS AREA

DO NOT WRITE IN THIS AREA

DO NOT WRITE IN THIS AREA

(Total for Question 6 = 13 marks)

TOTAL FOR PAPER = 60 MARKS

The periodic table of the elements

1										3	4	5	6	7	0		
<div>Key<div>relative atomic mass atomic symbol <small>name</small> atomic (proton) number</div></div>		<div>1 H hydrogen 1</div>									<div>4 He helium 2</div>						
7 Li lithium 3	9 Be beryllium 4										11 B boron 5	12 C carbon 6	14 N nitrogen 7	16 O oxygen 8	19 F fluorine 9	20 Ne neon 10	
23 Na sodium 11	24 Mg magnesium 12										27 Al aluminium 13	28 Si silicon 14	31 P phosphorus 15	32 S sulfur 16	35.5 Cl chlorine 17	40 Ar argon 18	
39 K potassium 19	40 Ca calcium 20	45 Sc scandium 21	48 Ti titanium 22	51 V vanadium 23	52 Cr chromium 24	55 Mn manganese 25	56 Fe iron 26	59 Co cobalt 27	59 Ni nickel 28	63.5 Cu copper 29	65 Zn zinc 30	70 Ga gallium 31	73 Ge germanium 32	75 As arsenic 33	79 Se selenium 34	80 Br bromine 35	84 Kr krypton 36
85 Rb rubidium 37	88 Sr strontium 38	89 Y yttrium 39	91 Zr zirconium 40	93 Nb niobium 41	96 Mo molybdenum 42	[98] Tc technetium 43	101 Ru ruthenium 44	103 Rh rhodium 45	106 Pd palladium 46	108 Ag silver 47	112 Cd cadmium 48	115 In indium 49	119 Sn tin 50	122 Sb antimony 51	128 Te tellurium 52	127 I iodine 53	131 Xe xenon 54
133 Cs caesium 55	137 Ba barium 56	139 La* lanthanum 57	178 Hf hafnium 72	181 Ta tantalum 73	184 W tungsten 74	186 Re rhenium 75	190 Os osmium 76	192 Ir iridium 77	195 Pt platinum 78	197 Au gold 79	201 Hg mercury 80	204 Tl thallium 81	207 Pb lead 82	209 Bi bismuth 83	[209] Po polonium 84	[210] At astatine 85	[222] Rn radon 86

* The elements with atomic numbers 58 to 71 are omitted from this part of the periodic table.

The relative atomic masses of copper and chlorine have not been rounded to the nearest whole number.

The relative atomic masses of copper and chlorine have not been rounded to the nearest whole number.